

Facebook Live—How to access the St Luke’s Service on Facebook

To start.....you will need...

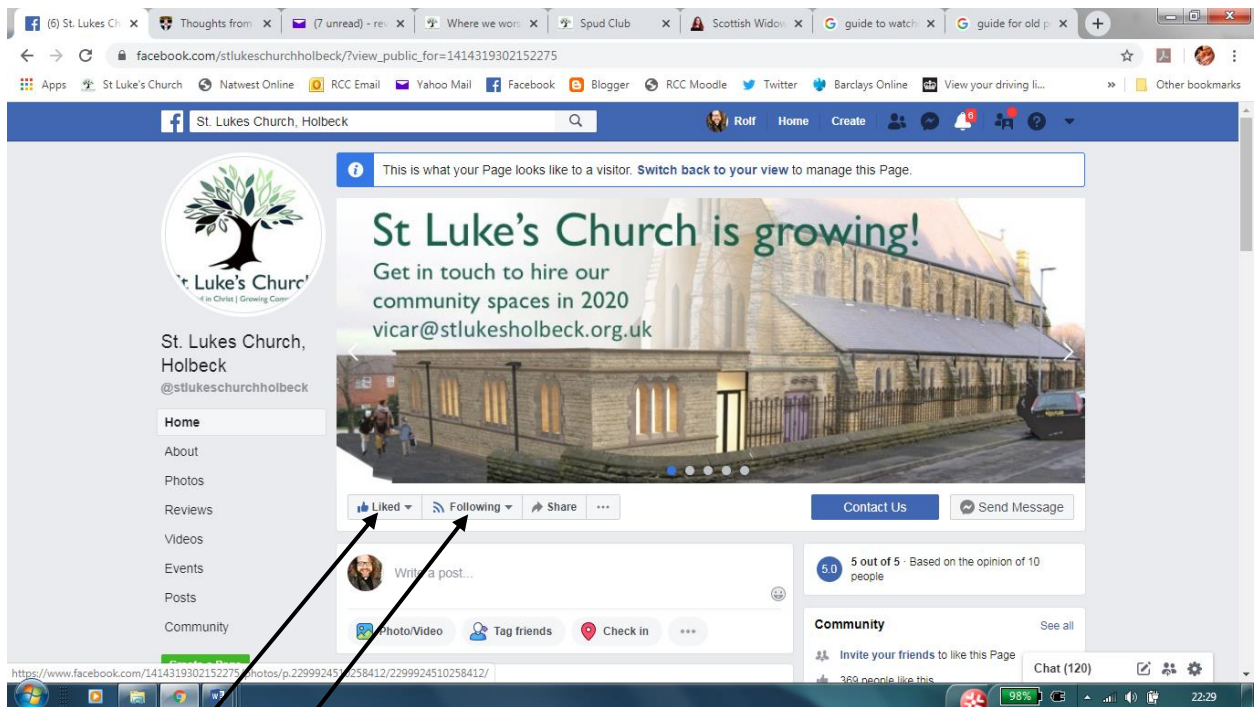
...a PC, Mac, laptop, tablet or mobile that has...

...access to the Internet, and...

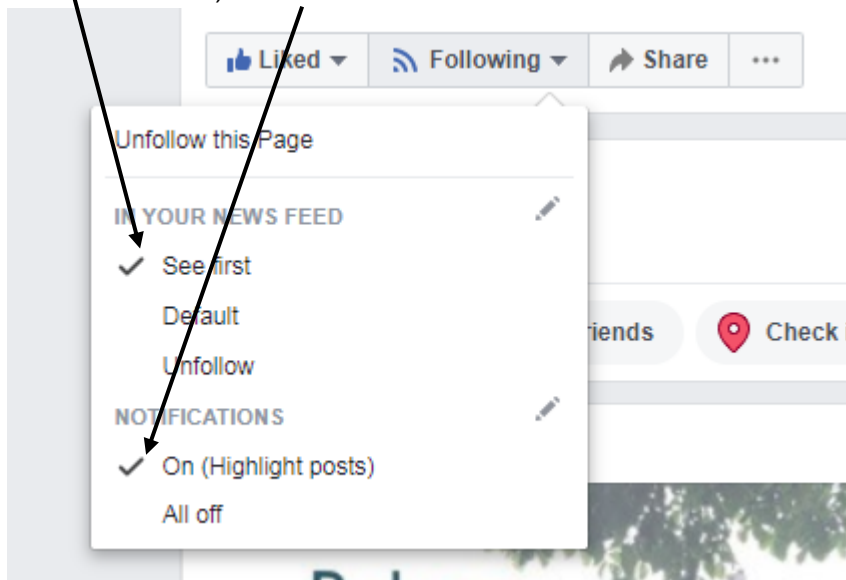
...a Facebook account. (It’s free to sign up)

Steps:

1. Go to www.facebook.com/stlukeschurchholbeck, or search for St Luke’s Church, Holbeck using the Facebook search bar
2. Go to the St Luke’s Church, Holbeck page
It should look like this...



3. Like the page
4. Click for notifications
5. When you click for notifications make sure you tick for:
 - a) **see first** in your news feed, and
 - b) **notifications** should be on.



6. Look around the St Luke’s Church, Holbeck page. Explore the different tabs.

The main tabs are fairly self-explanatory:

- Home** is where you click to go to the front page of the church Facebook page
- About** is general information: location, email, webpage
- Photos**
- Reviews** might seem silly, but connecting people to church online is easier if people give us a good review. We’re used to doing this with restaurants or businesses, especially when we’ve had poor service, but churches can be reviewed. Good reviews make St Luke’s appear more attractive.
- Videos** is where to head for a LIVE VIDEO and to see past videos too
- Events** contains all the information about upcoming events. At the moment, while public worship is suspended, we’ll be arranging online events – you can click on events to show interest. This will generate reminders for you
- Posts** is where all our past posts/news items are stored
- Community** is where you can connect with other people who like the St Luke’s Church, Holbeck page.

7. At 10.30am on Sunday, the St Luke’s Church, Holbeck page will go live

8. If you’re on Facebook at the time several things will happen:

- You’ll probably get the video pop up somewhere on your screen. Tap on it to make it large and follow along.
- You’ll get a notification on your header

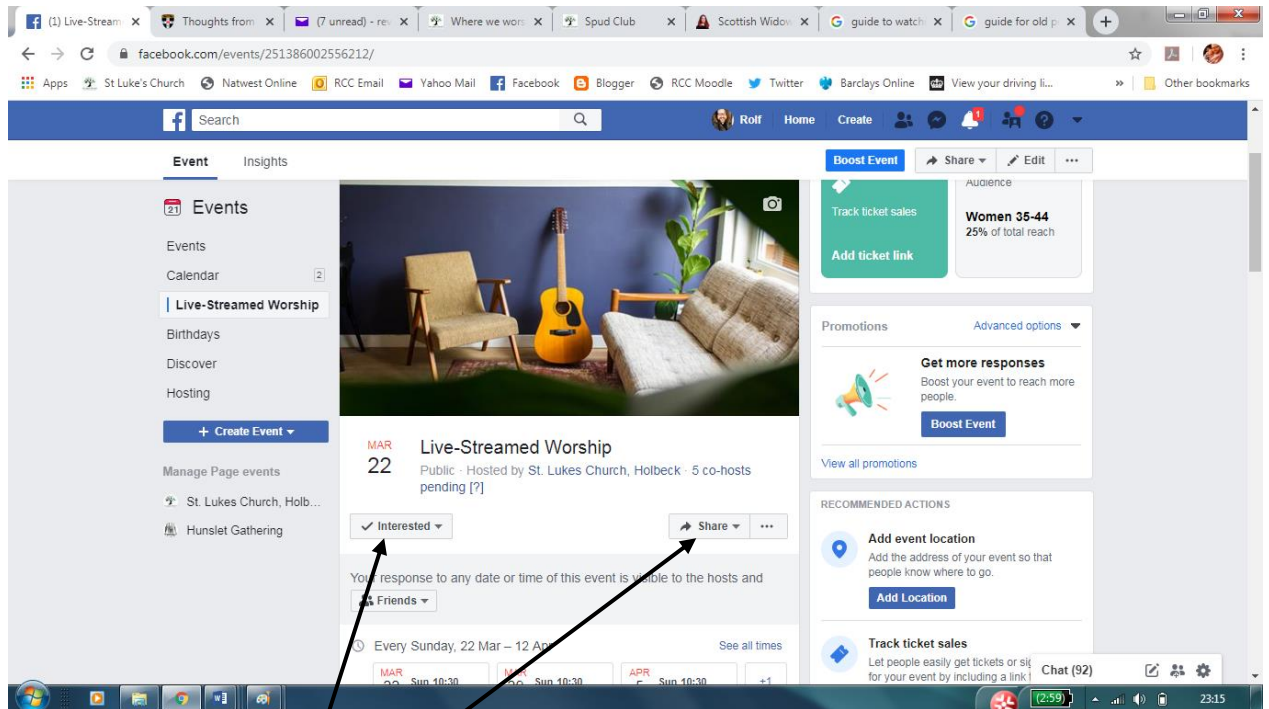
Notifications

The screenshot shows the Facebook interface with the notification bell icon circled in red. A notification for a video post from St. Luke's Church is visible, with the text "St Luke's Church is growing! Get in touch to hire our community spaces in 2020 vicar@stlukesholbeck.org.uk".

9. Tell your friends, especially other St Luke’s folk to like the page. SHARE the page!

10. Share the 10.30am EVENT on your timeline!

If you go to the Event tab (see above) and click on the event 'Live-Streamed Worship' you will see the following



- a. Indicate your interest
- b. Share the event on your timeline to encourage others to join us all

Please do get in touch if there's anything you need help with.

Contact details:

| | | |
|---------------------|--------------|--|
| Alistair Kaye | 07881 804104 | algkaye@googlemail.com |
| Rolf Mason | 07894 429214 | revrolfmason@yahoo.com |
| Jean-Louis P  ch  r | 07850 701588 | rev@pecheronline.org |

Website www.stlukesholbeck.org